

# FIGHTING DRUGS: RESULTS IN VENEZUELA

JANUARY – SEPTEMBER 2010  
36TH WEEK

# DRUG SEIZURES ACCORDING TO VENEZUELAN SECURITY AGENCIES

DATE: 01/01/2010 through 09/13/2010

<b>Nº</b>	<b>AGENCY</b>	<b>TOTAL</b>	<b>(%)</b>
1	GNB (Bolivarian National Guard)	25,292.74	54.58%
2	CICPC (Corps of Scientific, Penal and Criminal Investigations)	18,688.31	40.33%
3	REGIONAL POLICE	1,802.59	3.89%
4	MUNICIPAL POLICE	445.41	0.96%
5	NATIONAL POLICE	66.00	0.14%
6	SEBIN (Bolivarian National Intelligence Service)	36.53	0.08%
7	TO-2 (Theater of Operations-2)	10.00	0.02%
8	NAVY	1.00	0.00%
<b>TOTAL</b>		<b>46,342.57</b>	<b>100.00%</b>



# DRUG SEIZURES, BY STATE

DATE: 01/01/2010 through 09/13/2010

<b>Nº</b>	<b>STATE</b>	<b>TOTAL</b>	<b>(%)</b>
1	TÁCHIRA	7,967.14	17.19%
2	ZULIA	6,189.30	13.36%
3	CARABOBO	5,950.51	12.84%
4	ANZOÁTEGUI	4,552.22	9.82%
5	MÉRIDA	3,734.98	8.06%
6	GUÁRICO	3,313.37	7.15%
7	MIRANDA	3,132.42	6.76%
8	NUEVA ESPARTA	2,508.28	5.41%
9	BARINAS	2,192.20	4.73%
10	SUCRE	1,090.74	2.35%
11	LARA	1,072.80	2.31%
12	PORTUGUESA	992.04	2.14%
13	DISTRITO CAPITAL	942.49	2.03%

# DRUG SEIZURES, BY STATE

DATE: 01/01/2010 through 09/13/2010

Nº	STATE	TOTAL	(%)
14	VARGAS	859.69	1.86%
15	FALCÓN	756.47	1.63%
16	YARACUY	346.07	0.75%
17	ARAGUA	298.11	0.64%
18	BOLÍVAR	248.04	0.54%
19	MONAGAS	125.75	0.27%
20	TRUJILLO	30.18	0.07%
21	APURE	29.85	0.06%
22	COJEDES	4.74	0.01%
23	DELTA AMACURO	4.21	0.01%
24	AMAZONAS	0.96	0.00%
25	AGUAS INTERNACIONALES	0.00	0.00%
<b>TOTAL</b>		<b>46,342.57</b>	<b>100.00%</b>

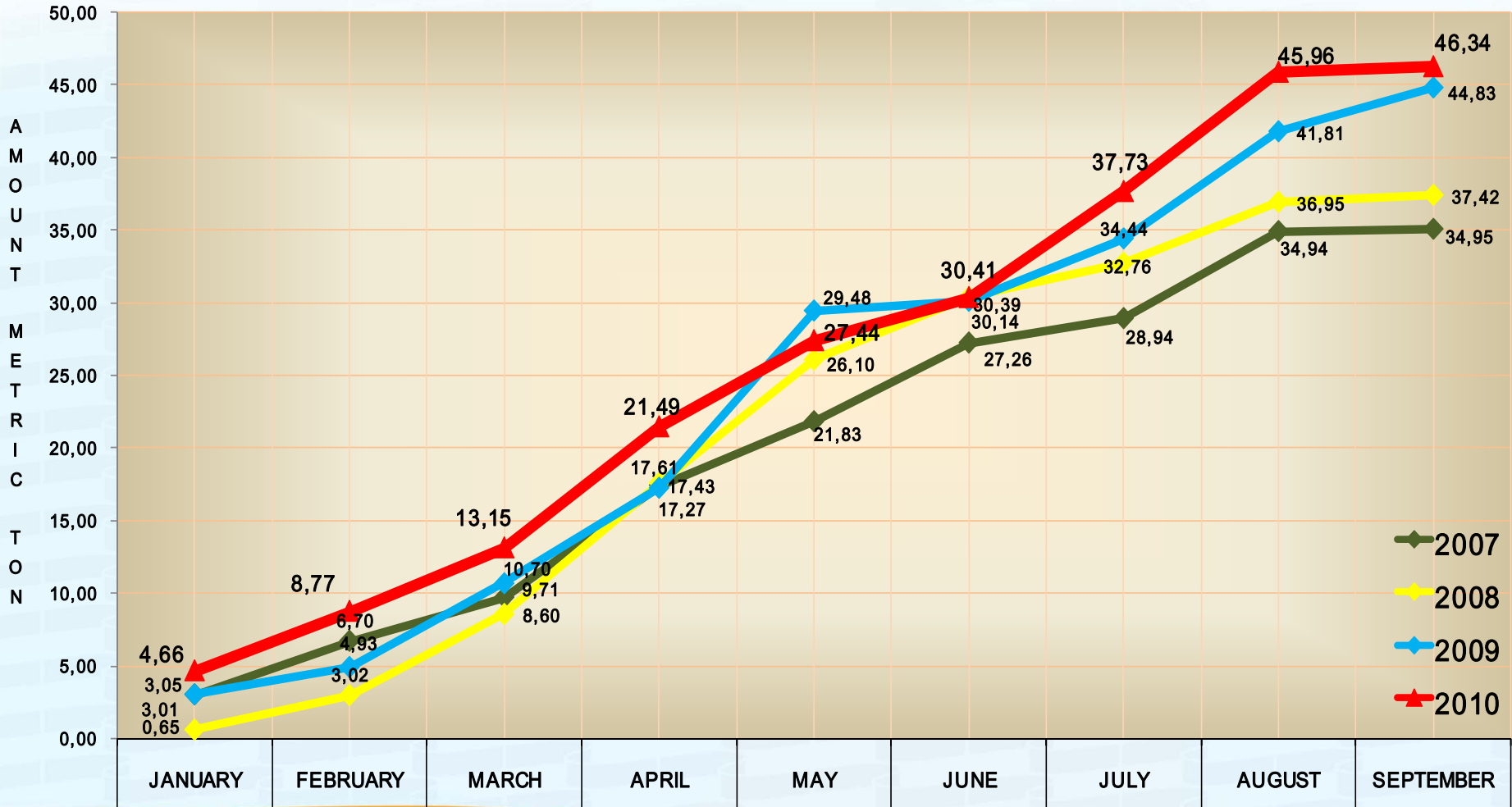
# SEIZURES, BY TYPE OF DRUG

DATE: 01/01/2010 through 09/13/2010

DRUG	AMOUNT	PERCENTAGE
MARIJUANA	27,292.94	58.89%
COCAINE	18,952.48	40.90%
CRACK	45.66	0.10%
COCAINE PASTE	38.72	0.08%
HEROIN	12.79	0.03%
<b>TOTAL</b>	<b>46,342.57</b>	<b>100.00%</b>



# DRUG SEIZURES COMPARATIVE TABLE 2007-2010



# DETENTIONS FOR DRUG-RELATED CRIMES IN VENEZUELA

DATE: 01/01/2010 through 09/13/2010

GENRE	NATIONALITY		TOTAL	( % )
	VENEZUELANS	FOREIGNERS		
MALE	6,173	211	6,384	91.75%
FEMALE	542	32	574	8.25%
<b>TOTAL</b>	<b>6,715</b>	<b>243</b>	<b>6,958</b>	100%
( % )	96.51%	3.49%	100%	



## FOREIGN DETAINEES FOR DRUG-RELATED CRIMES DATE: 01/01/2010 through 07/12/2010

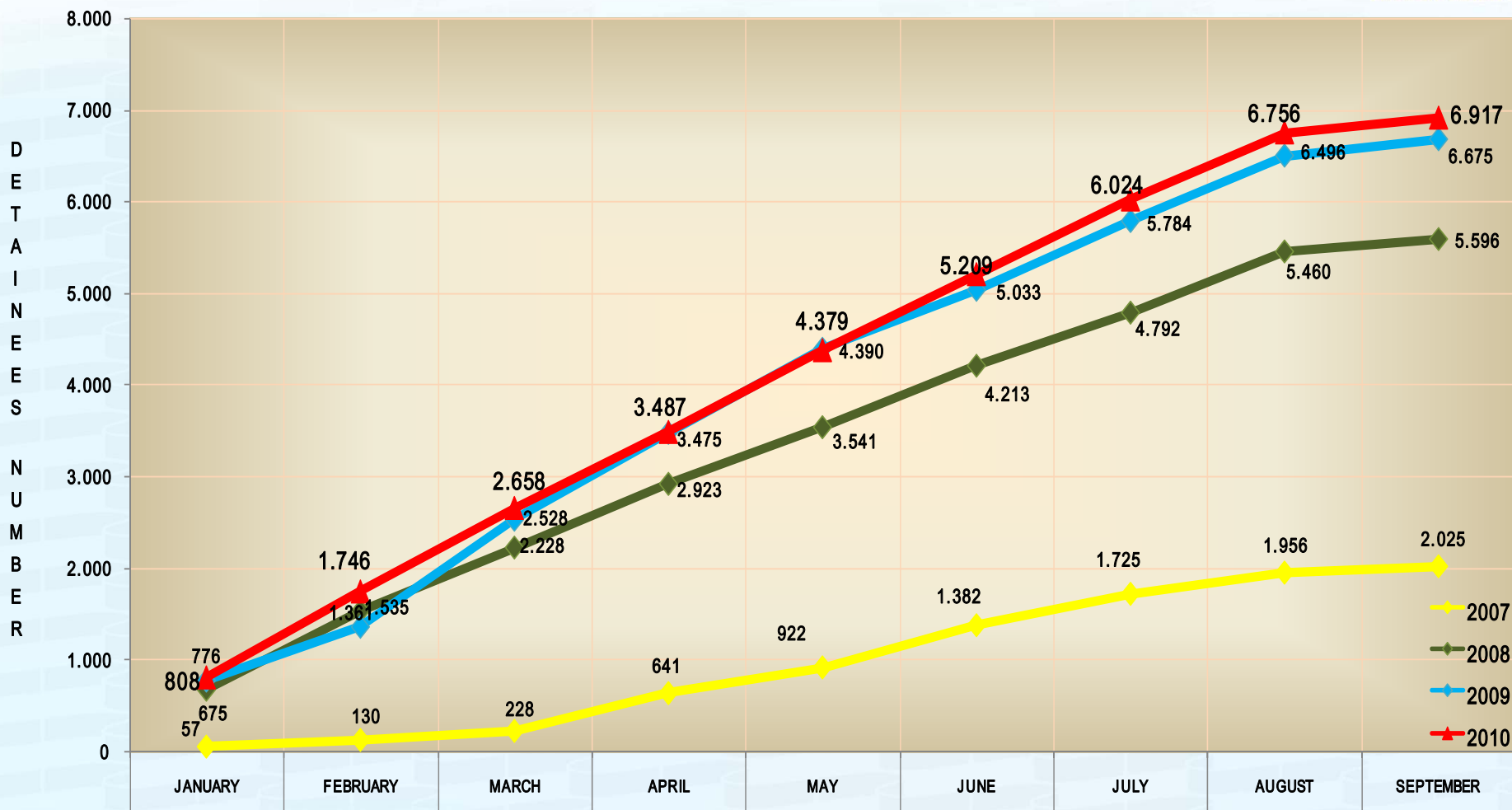
NATIONALITY	GENRE		TOTAL	PERCENTAGE
	MALE	FEMALE		
COLOMBIAN	130	18	148	60.91%
TURKISH	23	-	23	9.47%
SPANISH	11	5	16	6.58%
DUTCH	3	2	5	2.06%
HONDURAN	5	-	5	2.06%
DOMINICAN	1	3	4	1.65%
ITALIAN	3	1	4	1.65%
PORTUGUESE	3	1	4	1.65%
CHILEAN	3	-	3	1.23%
NIGERIAN	3	-	3	1.23%
RUSSIAN	3	-	3	1.23%
GERMAN	2	-	2	0.82%
BRAZILIAN	2	-	2	0.82%
CANADIAN	1	1	2	0.82%
U.S.	2	-	2	0.82%
PERUVIAN	2	-	2	0.82%
TRINITARIAN	2	-	2	0.82%

## FOREIGN DETAINEES FOR DRUG-RELATED CRIMES

DATE: 01/01/2010 through 12/07/2010

NATIONALITY	GENRE		TOTAL	PERCENTAGE
	MALE	FEMALE		
BRITISH	1	-	1	0.41%
CHINESE	1	-	1	0.41%
ESTONIAN	1	-	1	0.41%
GUINEAN	1	-	1	0.41%
HUNGARIAN	1	-	1	0.41%
IRANIAN	1	-	1	0.41%
JAMAICAN	1	-	1	0.41%
JAPANESE	1	-	1	0.41%
LIBANESE	1	-	1	0.41%
MALASYAN	-	1	1	0.41%
POLISH	1	-	1	0.41%
SOUTH AFRICAN	1	-	1	0.41%
SWISS	1	-	1	0.41%
<b>TOTAL</b>	<b>211</b>	<b>32</b>	<b>243</b>	<b>100.00%</b>

# DETAINEES FOR DRUG-RELATED CRIMES PER GENDRE AND NATIONALITY ACCORDING TO VENEZUELAN SECURITY AGENCIES COMPARATIVE TABLE 2007-2010



# DRUG SEIZURES MADE BY THE BOLIVARIAN GOVERNMENT FROM 1999 TO 2010

DRUG	YEARS (AMOUNTS EXPRESSED IN TONS)												TOTAL
	1999	2000	2001	2002	2003	2004	2005	2006	2007	2008	2009	2010	
COCAINE	12.15	14.31	13.39	17.79	32.25	31.22	58.44	38.94	31.79	33.57	27.74	18.95	330.54
MARIJUANA	13.06	15.00	14.43	20.92	9.59	11.31	18.28	21.30	25.39	20.72	32.64	27.29	229.93
HEROINE	0.04	0.20	0.23	0.56	0.44	0.66	0.39	0.27	0.13	0.14	0.08	0.01	3.16
COCAINE PASTE	0.26	0.47	0.38	0.11	0.08	0.04	0.07	0.03	0.11	0.08	0.08	0.04	1.75
CRACK	0.01	0.29	0.41	0.04	0.01	0.02	0.35	0.12	0.07	0.10	0.02	0.04	1.48
<b>TOTAL</b>	<b>25.52</b>	<b>30.26</b>	<b>28.85</b>	<b>39.42</b>	<b>42.37</b>	<b>43.25</b>	<b>77.53</b>	<b>60.67</b>	<b>57.50</b>	<b>54.61</b>	<b>60.56</b>	<b>46.34</b>	<b>566.85</b>
(%)	4.59%	5.45%	5.19%	7.10%	7.62%	7.78%	13.95%	10.92%	10.35%	9.84%	10.90%	8.18%	100.00%



# ASSETS SEIZED IN 2010

ASSETS	NUMBER	COST US \$
AIRCRAFTS	26	5,973.796
VEHICLES	190	4,675.860
FARMS	9	6,749.534
BOATS	10	72,523.255
COMPANIES	2	348.837
REAL STATE PROPERTIES	11	4,990.790
MOTORCYCLES	41	17,591.671
<b>TOTAL</b>		<b>9,543,799,206.74</b>



### AIRCRAFTS

NUMBER	24
COST US \$	5,973.796



### FARMS

NUMBER	08
COST US \$	6,749.534



### VEHICLES

NUMBER	180
COST US \$	4,675.860


### COMPANIES

NUMBER	02
COST US \$	348.837



### REAL STATE PROPERTIES

NUMBER	11
COST US \$	4,990.790



### BIKES

NUMBER	41
COST US \$	17,591.671



### BOATS

NUMBER	10
COST US \$	72,523.255



# PEOPLE WANTED WORLDWIDE FOR DRUG TRAFFICKING ARRESTED IN THE BOLIVARIAN REPUBLIC OF VENEZUELA

Nº	DATE DETENTION	DETAINEE		REQUESTING COUNTRY	LEGAL PRECEDURE		
		LAST NAME AND NAME	NATIONALITY		STATUS	DATE	
1	AUGUST 25-2010	GUZMAN MARTINEZ	OMAR ADONIS	DOMINICAN	USA	TO BE DEPORTED	
2	JULY 29-2010	KERKEBOOM GLENN	MARCELINO	DUTCH	HOLLAND	DEPORTED	AUGUST 11-10
3	JULY 24-2010	CHAVEZ CEBALLOS	GLORIA ESTHER	PERUVIAN	ARUBA	DEPORTED	AUGUST 11-10
4	JULY 7-2010	FORERO ALVA	ALDO ENRIQUE	PERUVIAN	PERU	DEPORTED	AUGUST 11-10
5	JULY 4-2010	RENTERIA MONTILLA	CARLOS ALBERTO	COLOMBIAN	USA	DEPORTED	JULY 13-2010
6	JUNE 24-10	TELLO CANDELA	LUIS FRANK	COLOMBIAN	USA	DEPORTED	JULY 13-2010
7	MAY 27-10	OJEDA HERRERA	CARLOS ALBERTO	COLOMBIAN	USA	DEPORTED	JULY 13-2010
8	MAY 6-10	DELROSARIO PUENTES	RAMON ANTONIO	DOMINICAN	DOMINICAN REPUBLIC	DEPORTED	MAY 10-2010
9	APRIL 29-10	PIEKARNIAK	TOMASZ	POLISH	ITALY	TO BE DEPORTED	
10	APRIL 15-10	RUEDA POLANIA	JHON HORACIO	COLOMBIAN	COLOMBIA	DEPORTED	APRIL 23-2010
11	MARCH 3-10	HERRERA	JAVIER URANGO	COLOMBIAN	COLOMBIA	DEPORTED	APRIL 23-2010
12	FEB 21-10	SUAREZ NARANJO	GERARDO JAVIER	COLOMBIAN	COLOMBIA	DEPORTED	APRIL 15-2010
13	JANUARY 18-10	BONNAMY	JEAN MARIE	FRENCH	FRANCE	DEPORTED	FEB 2-2010
14	JANUARY 17-10	CAMACHO MORA	SALOMON	COLOMBIAN	USA	DEPORTED	
15	JULY 4-2010	JARAMILLO OSPINA	JAVIER	COLOMBIAN	VENEZUELA	PROCESSED IN VENEZUELA	

# PEOPLE WANTED WORLDWIDE FOR DRUG TRAFFICKING ARRESTED IN THE BOLIVARIAN REPUBLIC OF VENEZUELA

PERIOD 2002-2010									TOTAL
2002	2003	2004	2005	2006	2007	2008	2009	2010	
-	-	-	-	4	5	14	14	15	<b>52</b>



# INSTITUTIONAL REINFORCEMENT OF THE VENEZUELAN SECURITY AGENCIES

## CRIMINAL LABORATORIES

### BODY SCANNERS

Nº	AIRPORT	NUMBER
1	SIMON BOLIVAR	02
2	SANTIAGO MARIÑO	01
3	LA CHINITA	01
4	ARTURO MICHELENA	01
<b>TOTAL</b>		<b>05</b>

OPERATIVE FROM JUNE 16, 2009

Nº	STATE	NUMBER
1	ZULIA <sup>(1)</sup>	01
2	CARABOBO <sup>(2)</sup>	01
3	LARA <sup>(3)</sup>	01
<b>TOTAL</b>		<b>03</b>

<sup>(1)</sup> OPERATIVE FROM JUNE 26, 2009

<sup>(2)</sup> OPERATIVE FROM JULY 13, 2009

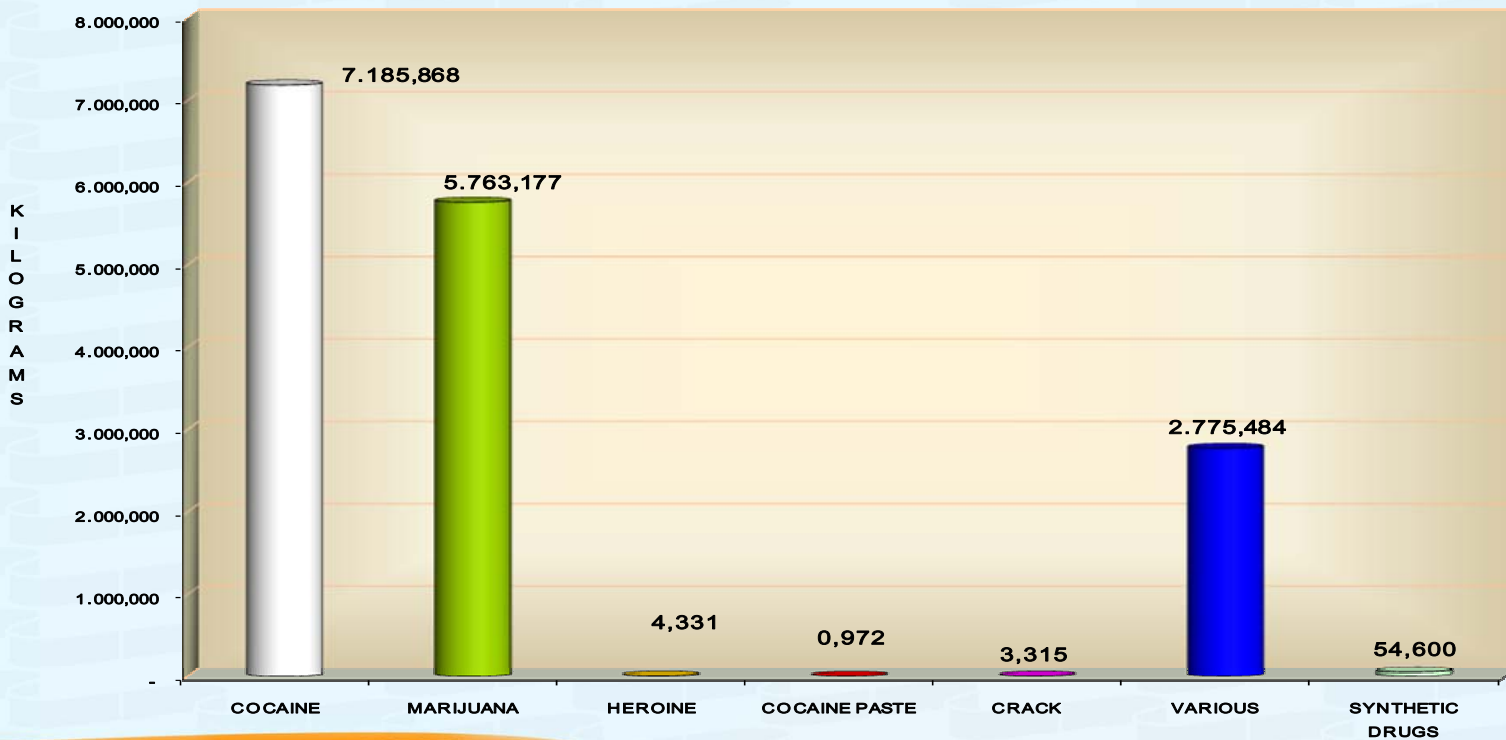
<sup>(3)</sup> OPERATIVE FROM SEPTEMBER 22, 2009

### INCINERATION CENTERS FOR ILLICIT DRUGS

Nº	STATE	NUMBER
1	TACHIRA	01
2	VARGAS	01
3	ZULIA	01
4	ANZOATEGUI	01
5	NUEVA ESPARTA (2010)	01
6	CARABOBO (2010)	01
7	LARA (2010)	01
<b>TOTAL</b>		<b>07</b>

# INCINERATION OF DRUGS, BY TYPE YEAR 2010

TOTAL	ACTS NUMBER	DRUGS (IN KILOGRAMS)							TOTAL
		COCAINE	MARIJUANA	HEROINE	COCAINE PASTE	CRACK	VARIOUS	SYNTHETIC DRUGS	
	44	7,185.868	5,763.177	4.331	0.972	3.315	2,775.484	54.600	15,787.748
(%)		45.52%	36.50%	0.03%	0.01%	0.02%	17.58%	0.35%	100.00%



# NATIONAL SUPERVISION PLAN OF CHEMICAL SUBSTANCES 2010

✓ A meeting was held by officials of the Bolivarian National Guard (GNB), the Corps of Scientific, Penal and Criminal Investigation (CICPC), the National Customs and Tax Administration Service (SENIAT), the Ministry of People's Power for Health and the Office of the Attorney in order to define the strategies and guidelines of the National Supervision Plan of Chemical Substances 2010.

✓ The National Plan of Operations to Control and Supervision of Chemical Substances 2010 was launched with the participation of the CICPC, the GNB, the SENIAT, the Office of the Attorney, the Ministry of People's Power for Health, and state police departments, among others. The plan will be implemented until November 27, 2010.

✓ So far, have been sized **10,980,178.46 kilograms** of chemical substances used in the manufacture of drugs.

DESCRIPTION	AMOUNT (Kg)
CONTROLLED CHEMICAL SUBSTANCES	10,969,968.46
NON-CONTROLLED CHEMICAL SUBSTANCES	10,210.00
<b>TOTAL</b>	<b>10,980,178.46</b>

Nº	AGENCIES	Nº OF OPERATIONS	AMOUNT (Kg)
1	GNB	22	9,518,495.51
2	CICPC	11	1,431,682.95
3	REGIONAL POLICE	1	30,000.00
	<b>TOTAL</b>	<b>34</b>	<b>10,980,178.46</b>